




	iScan [®] 2	iScan [®] 3
Flame Sensor	Combination UV/IR Solid State Sensor	Combination UV/IR Solid State Sensor
Power	24VDC nominal, 3.36 W (140mA), 20-28 VDC operational	24 VDC, +/- 15%, 5.28W, (220mA)
Electrical Connection	Quick-disconnect cable at selectable lengths, Hazardous area model has factory installed 10 ft (3 m) leads	Quick-disconnect cable at selectable lengths from 10-250 ft (3.1-76.2 m); 19 conductor, shielded for use in hazardous and non-hazardous applications
Mounting	1 in. NPT(F) thermally and electrically isolated mounting flange	Quick-disconnect via 1 in. cam-and-groove hose coupling; thermally and electrically isolated
Dimensions / Weight	Diameter: 3.25 in. (8.26 cm) Length: 12.1 in. (307 mm) / 3 lb (1.36 kg)	Diameter: 3.19 in (81.0 mm) Length: 8.21 in. (208.5 mm) / 2.25 lbs (1.02 kg)
Operating Temperature	Ambient -30°C to 70°C (-22°F to 158°F)	Ambient -40°C to 80°C (-40°F to 176°F)
Relay Output	One N.O. voltage free (dry) flame relay contact and one N.O. voltage free (dry) configurable flame or fault relay contact; 0.5 A @ 125 VAC and 1 A @ 24 VDC	Primary Flame Relay; one complementary pair of N.O. / N.C. voltage free (dry) contacts. Secondary Relay has 3 configurable modes: 1) N.O. Redundant Flame Relay, 2) N.C. opposite state of Primary Flame Relay, 3) N.O. or N.C. as Fault Relay as required. Relay ratings: 0.5 @ 125 VAC, 1A @ 24 VDC, 0.5 A @ 48 VDC
Analog Output	Two 4-20 mA outputs (current sourced, 750 Ohm max). One for flame intensity. One for raw signal output, internal scanner temperature or gain level	One 4-20 mA output for flame intensity. One 4-20 mA configurable output for internal scanner temperature or gain level. Output(s) are current sourced, 1000 Ohm maximum load
Indicator Light Ring	N/A	Highly visible, multi-color display indicates signal level of the two 4-20 mA outputs and flame on/off status
Communications	RS485 – up to 127 scanners greater than 32 scanners may require repeaters	RS485 – up to 127 scanners greater than 32 scanners may require repeaters
Relative Humidity	100%, condensing	100%, condensing
Enclosure	TYPE 4X, IP66	TYPE 4X, IP66
Approvals	 Class 1 Division 1	 

Specifications subject to change at any time.



CHENTRONICS.COM

607-334-5531 / info@chentronics.com
50 O'Hara Drive
Norwich, NY 13815
United States